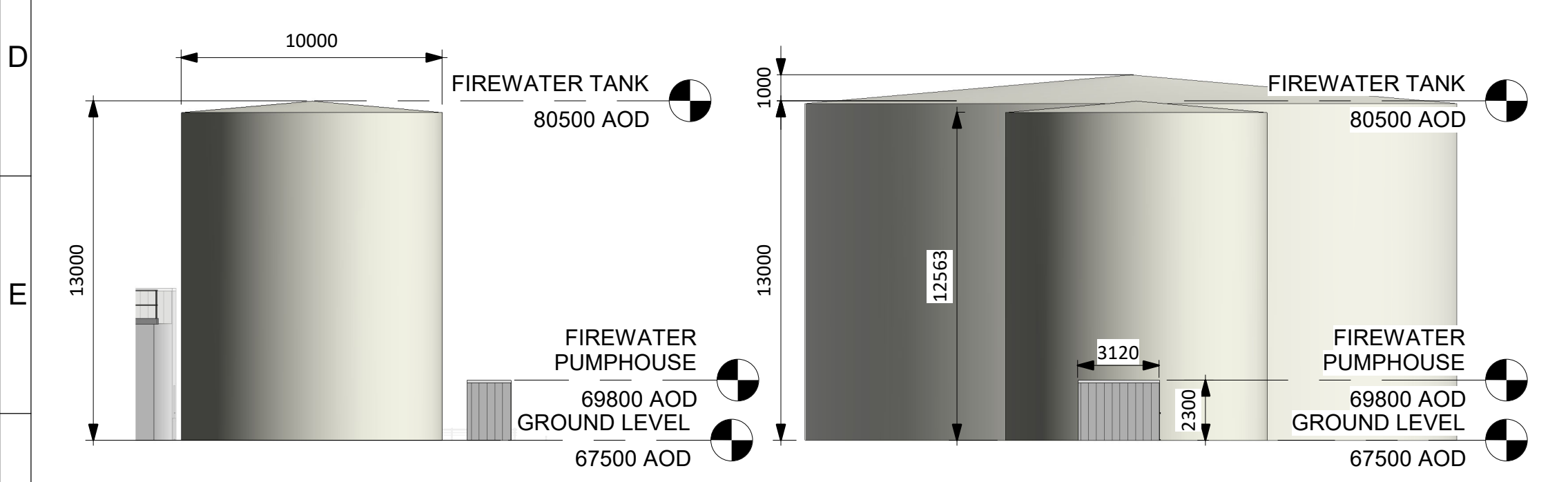



**1 Firewater Tank North**  
1 : 200

**2 Firewater Tank West**  
1 : 200



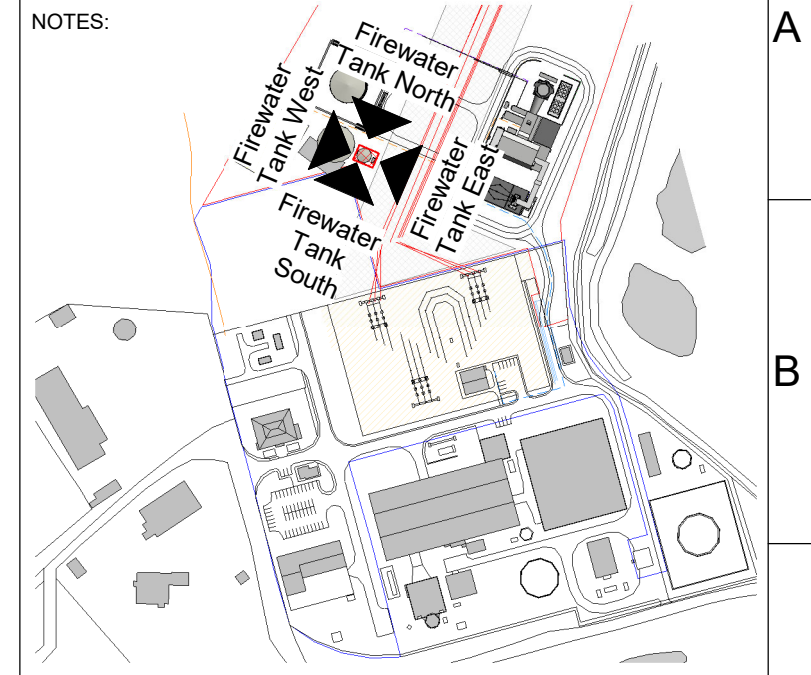
**3 Firewater Tank South**  
1 : 200

**4 Firewater Tank East**  
1 : 200



ALL INFORMATION ON THIS DRAWING IS INDICATIVE ONLY, AND MAY BE SUBJECT TO FURTHER DESIGN DEVELOPMENT.

DO NOT SCALE



**Firewater Tank Key Plan**  
1 : 5000

R4.0	PRELIMINARY	EMC	AO1	HHE	08.02.23
R3.0	PRELIMINARY	DTW	AO1	HHE	26.01.23
R2.0	PRELIMINARY	DTW	AO1	HHE	05.01.23
R1.0	PRELIMINARY	DTW	AO1	HHE	22.12.22
REV.	DETAILS OF REVISION	DRAWN	CHKD	APR	DATE

**FICHTNER**  
CONSULTING ENGINEERS LIMITED

92 George's Street Lower  
Dun Laoghaire  
Co Dublin, A96 VR66  
Tel: +353 (1)506 0632  
Website: www.fichtner.ie

CLIENT:	EPED
SITE:	TYNAGH NORTH
PROJECT:	TYNAGH NORTH
TITLE:	FIREWATER TANK ELEVATIONS

DRAWING STATUS:	FOR PLANNING	
DRAWN BY:	DTW	DATE: 14.12.22
CHECKED BY:	AO1	DATE: 14.12.22
APPROVED BY:	HHE	DATE: 14.12.22
FILENAME:	S3577-8910-0001DW Tynagh North OCGT R1.0	
OFFICE OF ISSUE:	DUBLIN	
SHEET SIZE:	A3	SCALE: 1:200

DRAWING No.: **S3577-8330-0003** Sheet 1 Of 1 REVISION: **R4.0**